

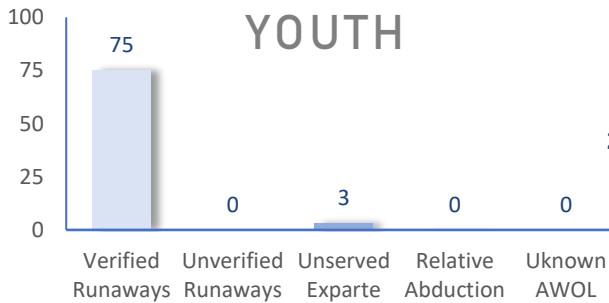
The following statistics show the status and demographics of absent Kansas foster youth and track DCF's successful recovery efforts.

## RECOVERED YOUTH

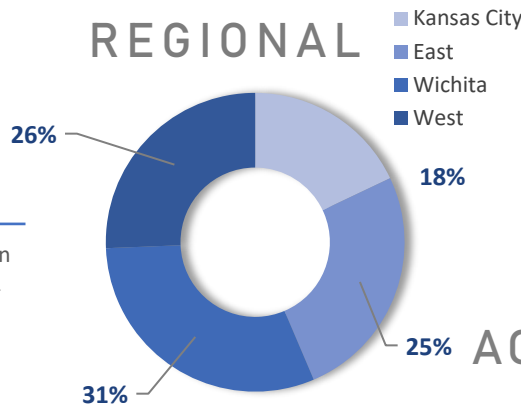


\*A youth may be recovered more than once per month.

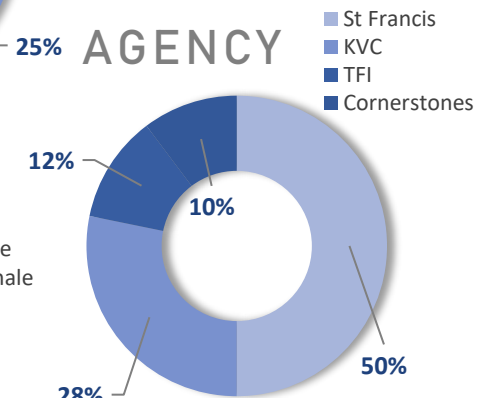
## CURRENT AWOL YOUTH



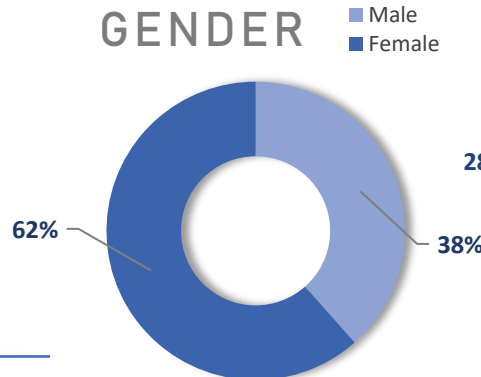
## REGIONAL



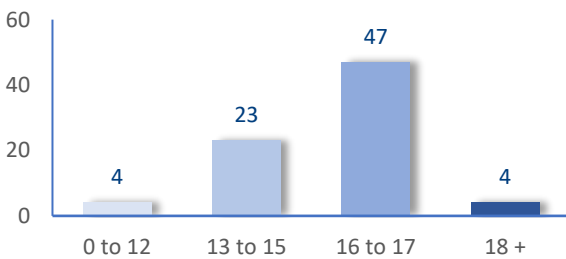
## AGENCY



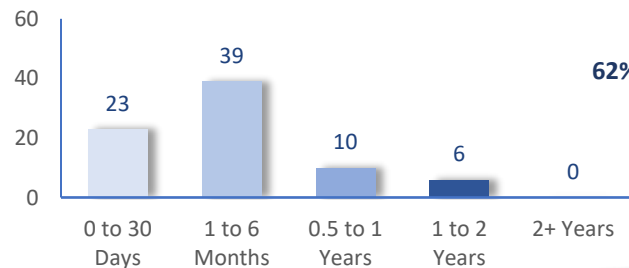
## GENDER



## AGE



## TIME



## DAILY AWOL YOUTH

# 2023

July		August		September		October	
DATE	# AWOL	DATE	# AWOL	DATE	# AWOL	DATE	# AWOL
3	70	1	67	1	66	2	82
5	73	2	67	5	66	3	81
6	73	3	68	6	67	4	82
7	69	4	68	7	70	5	81
10	72	7	68	8	69	6	78
11	73	8	73	11	71	9	77
12	73	9	73	12	76	10	77
13	75	10	73	13	76	11	75
14	69	11	69	14	74	12	78
17	70	14	67	15	75	13	78
18	73	15	71	18	73	16	75
19	73	16	70	19	71	17	76
20	73	17	67	20	73	18	77
21	71	18	69	21	74	19	78
24	72	21	72	22	73	20	73
25	74	22	72	25	74	23	75
26	72	23	70	26	75	24	76
27	71	24	69	27	77	25	77
28	70	25	69	28	82	26	77
31	69	28	73	29	80	27	78
		29	75			30	
		30	70			31	
		31	72				